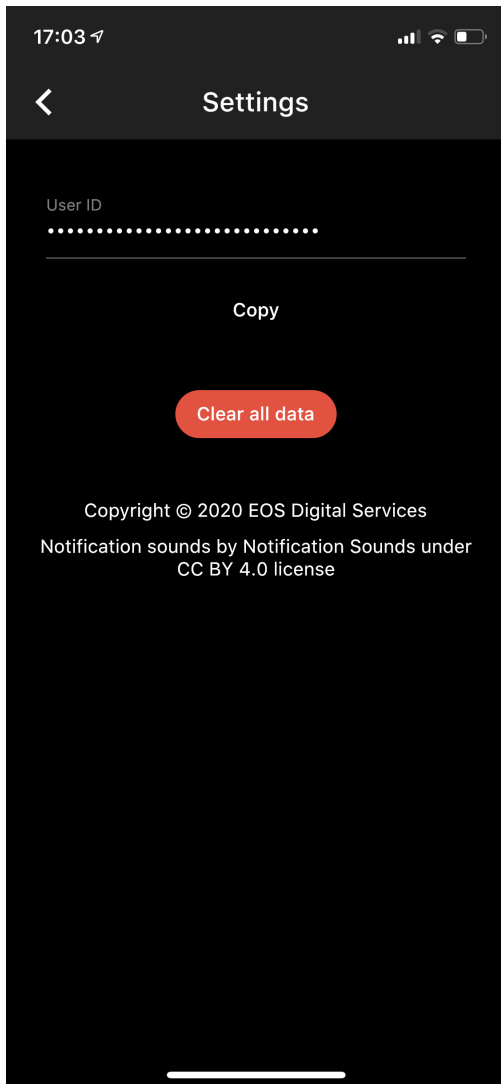


Wie kann ich Push-Nachrichten vom SmartXcan erhalten?

For the operating system iOS there is an app especially designed for the SmartXcan. This can be configured in a few steps and then sends push notifications directly to your mobile phone. You can find the [Briya App from EOS Digital](#) in the App Store at this link:

<https://apps.apple.com/us/app/briya-by-eos-digital-services/id1517245594>



Webhook Settings

Active

Name
Briya by EOS

HTTP Method
POST

URL
https://us-central1-temperaturecheck-198

Authentication
None

Content-Type
application/json

Data

```
{
  "time": "$TIMES$",
  "date": "$DATE$",
  "temperature": "$BODY_TEMPERATURE_VALUES$",
  "alarm": "$BODY_TEMPERATURE_ALARMS$",
  "location": "Kentix Headquarter",
  "unit": "$TEMP_UNIT$",
  "userID": "ID_FROM_THE_APP"
}
```

Check Webhook

Webhook-Settings:

HTTP-Method: **POST**

URL: <https://us-central1-temperaturecheck-198df.cloudfunctions.net/scanTemperature>



Content-Type: **application/json**

Data:

```
{
  "time": "$TIMES$",
  "date": "$DATE$",
  "temperature": "$BODY_TEMPERATURE_VALUE$",
  "alarm": "$BODY_TEMPERATURE_ALARM$",
  "location": "LOCATION",
  "unit": "$TEMP_UNIT$",
  "userID": "ID_FROM_THE_APP"
}
```

You then assign the Webhook to the event "All body temperature measurements" under Sensor MultiSensor

Webhooks

	#	Name	Alarm Assignment	
<input type="checkbox"/>	1	Briya by EOS	All body temperature measurements	